

NOTICE

Installers of the Software for Windows[®] Released to Solid State Drives

19 May, 2017

Toshiba Corporation Storage & Electronic Devices Solutions Company

Toshiba is informing the users of SSD Utility that a security vulnerability has been found in its Windows[®] based installer.

If you have downloaded the SSD Utility installer prior to April 7, 2017, please delete the installer from your Windows[®] PC without executing it.

As our immediate workaround for this issue, the affected SSD Utility installer has been removed from the Toshiba OCZ website as of April 7, 2017.

An updated Windows[®] based SSD Utility installer will be available on the Toshiba OCZ website by May 19, 2017.

Note: If you have already installed SSD Utility, you may continue using it. SSD Utility, once installed, will not cause issues to your PC.

However, it is highly recommended to delete the installer from your Windows[®] PC to avoid inadvertently executing it.

If you wish to install or update SSD Utility on your Windows® PC, please use the updated installer that will be available on May 19, 2017 from the Toshiba OCZ website.

Affected Software

The Windows® based installers of SSD Utility listed below:

SSD Utility 2.2.2645 and prior revisions

Vulnerability description

The affected installers of SSD Utility contain an issue with their DLL (Dynamic Link Libraries) path, which may insecurely load a DLL if executed.


Impact

If your Windows® PC contains an unauthorized DLL maliciously implanted by an attacker and you execute the affected installer of SSD Utility (SSD Utility 2.2.2645 and/or prior), this may cause insecure operations on your Windows® PC.

Solution

Delete the affected installers from your Windows® PC without executing them.

Affected Software Name	Affected Installers Name
SSD Utility	SSDUtility_2.2.2645.exe and prior revisions

Products Supported by SSD Utility	Model	Capacity
 <p data-bbox="430 1295 994 1331">SOLID STATE DRIVE – RD400/RD400A</p>	RVD400-M22280-1024G RVD400-M22280-1024G-A	1024 GB
	RVD400-M22280-512G RVD400-M22280-512G-A	512 GB
	RVD400-M22280-256G RVD400-M22280-256G-A	256 GB
	RVD400-M22280-128G RVD400-M22280-128G-A	128 GB



SOLID STATE DRIVE – VX500

VX500-25SAT3-1024G

1024 GB

VX500-25SAT3-512G

512 GB

VX500-25SAT3-256G

256 GB

VX500-25SAT3-128G

128 GB



SOLID STATE DRIVE – TR150

TR150-25SAT3-960G

960 GB

TR150-25SAT3-480G

480 GB



SOLID STATE DRIVE – TL100

TL100-25SAT3-240G

240 GB

TL100-25SAT3-120G

120 GB

Legacy OCZ SSDs also supported by SSD Utility:

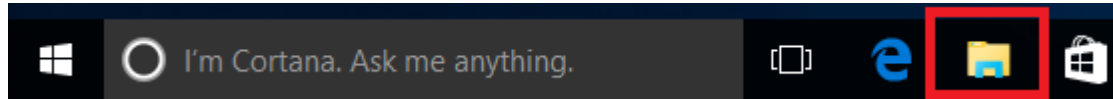
- ARC 100
- Radeon R7
- RevoDrive 350
- Trion 100
- Trion 150
- TR150 (120GB and 240GB)
- Vector 150
- Vector 180
- VT180
- Vertex 460
- Vertex 460A

How to delete the installers

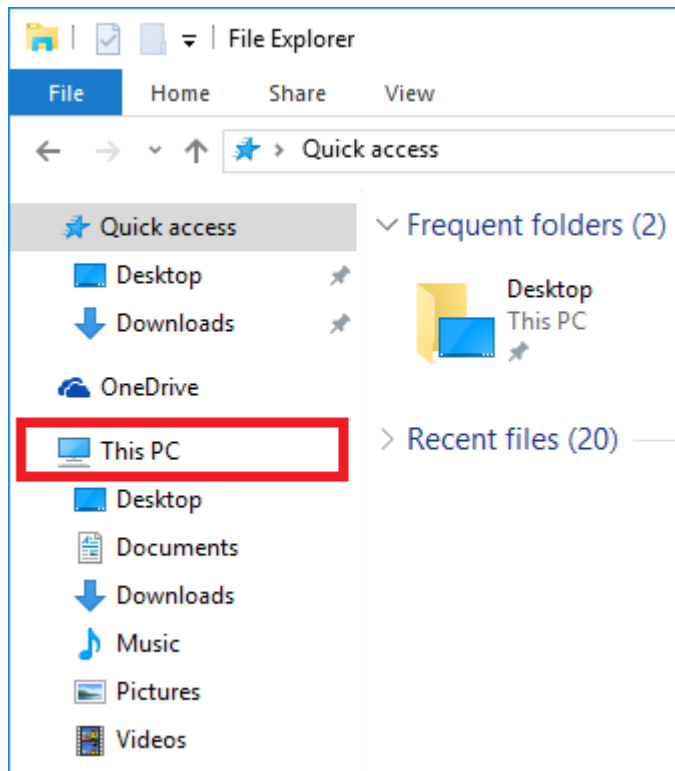
Please follow the procedure below to delete the installers from your Windows® PC:

The procedure below is an example for Windows® 10.

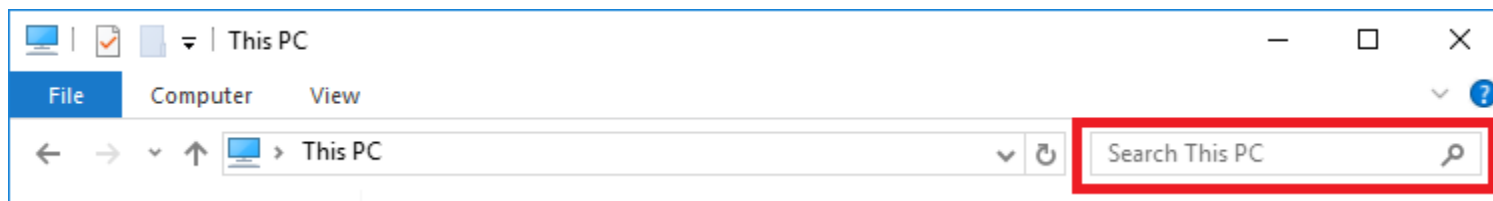
1. Open "File Explore" from the Taskbar.



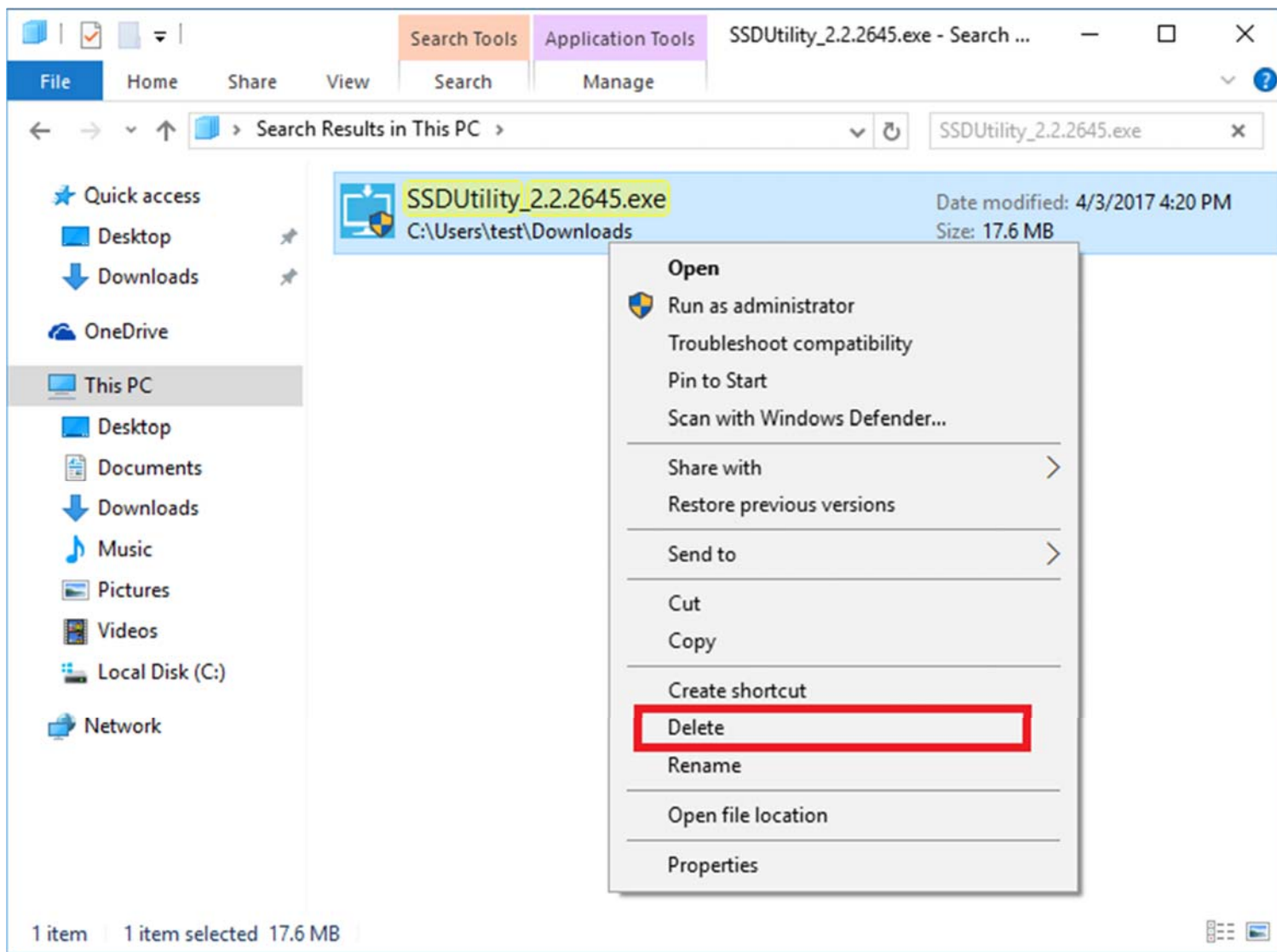
2. Open "This PC" if your PC runs Windows® 8.1 or Windows® 10. (Open "Computer" if your PC runs Windows Vista® or Windows® 7.)



3. Type in the file name you are looking for in the search box appearing on the upper right of the PC screen and press Enter.



4. If you find the file name you are looking for, right-click on the file and left-click on "Delete".



Availability of updated installers

If you would like to install or update SSD utility on your Windows® PC, please use the updated installers that will be available on May 19, 2017 from the Toshiba OCZ website. The updated installer files will be named as listed below.

Affected Software Name	Updated Installers Name (compressed in zip format)	Notes
SSD Utility	SSDUtility_2.3.2773.zip	Released on May 19 2017

Contact

<https://support.ocz.com/>